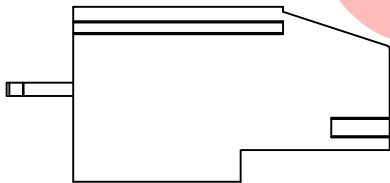
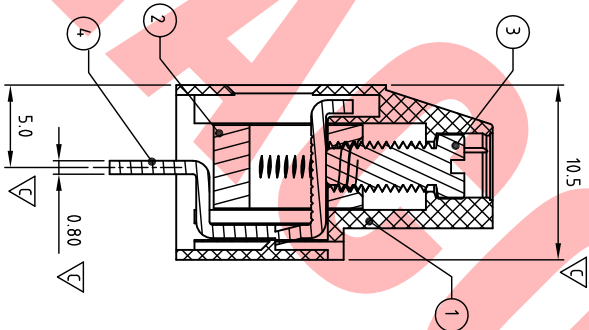
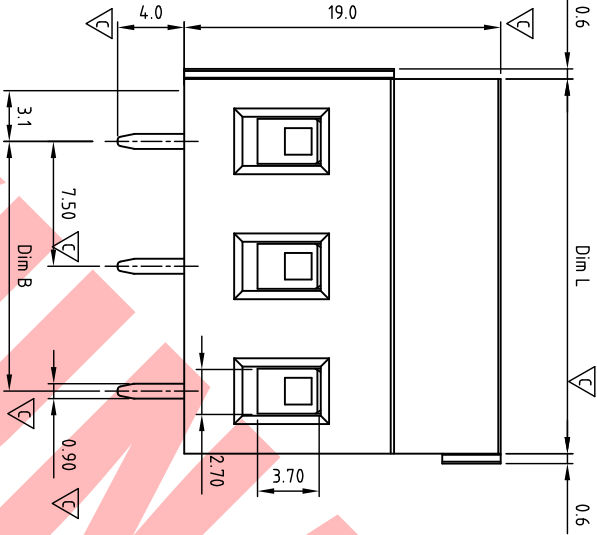
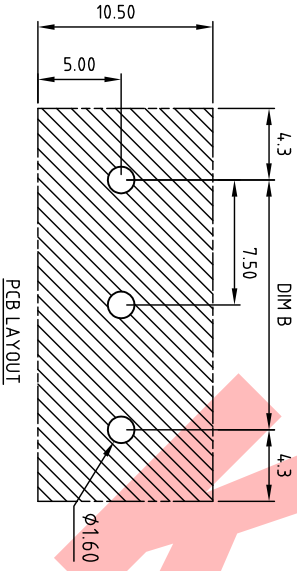
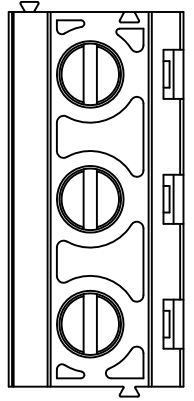


Transfer or duplication of this document as well as the utilisation or communication of its content are not permitted unless express consent is granted. Violations give rise to claims for damages. All rights reserved in case of patent, utility model or design patent registrations.



Technical data
 1.Nominal voltage: 300V/20A
 PITCH:5.0mm

2.Connection capacity:
 AWG 30-12

3.Insulation Withstands Voltage:
 AC 1600V/MIN

4.Insulation Resistance:
 1000M Ω or more at DC500V

5.Tightening torque:
 4.3Lb-In(5.0kgf.cm / 0.5N.m)

6.Screw thread: M3

7.Stripping length: 7-8mm
 8.Using temperature range:-40C°~115C°
 Soldering temperature:250 \pm 10C°/5s

9.Undimensioned Tolerances:

Dim.L=P \times 7.5	Dim B	Dim L
Dim.B=P-1 \times 7.5	±0.15	±0.20
P= number of poles (02-16P)	±0.20	±0.25
0-30mm	±0.25	±0.30
over 30mm-60mm	±0.30	±0.40
over 60mm-90mm		
over 90mm		

10.Safety approval:
 11.RoHS Compliance
 12.Critical dimension:

EJHM750 XX LHXX

①Poles 02-24

②Color

0 Black 5 Green 6 Blue G Pale gray 8 Dark gray....

③Custom
 H00 K MARK H0K KUNACON MARK....

4	CONTACT	BRASS	Tin PLATED	P
3	SCREW	STEEL	M3 \times 0.5, Zn Plated	P
2	CAGE	BRASS	M3 \times 0.5, NI PLATED	P
1	BODY	PA66 UL94V-0	ALL COLOR	1

DWG	WF. Zhang	DATE	2017.12.05	UNITS:	MM	SHEET:	1 OF 1	Tolerance
CHK.	WF. Zhang	DATE	2018.05.22	SCALE:	NONE 3:1 (.)	REV.:	A	±0.50
APP.		DATE		TITLE:	EJ-H750 Series 2-Interlock 180D " " Slot Screw(H=19.0mm)			

PART NO.	EJHM750XXHXX	DWG NO.	EJ-H750-B001
KUNA Contact Technology Co. Ltd http://www.kunacon.com			
Tolerance X: ±0.50 XX: ±0.30 XXX: ±0.10 X*: ±1 μ			

SIGN	DESCRIPTION	CHK.	DATE